

### Description

IP67, Class I. IK09. Marine-grade, all aluminium construction. 5CE superior corrosion protection including PCS hardware. Silicone rubber gasket. PMMA main lens. Linear PMMA LED lens. 1.2 m connecting cable, UV stabilized, PVC free. Luminaire is factory sealed and does not need to be opened during installation and can be tilted up to 180°. Integral LED driver with DALI interface.

Separate LED driver on request.

## Specifications

### Material description

Body	Marine-grade, all-aluminium construction																
Lens	PMMA																
Colours	<table><tr><td><b>RAL9004</b></td><td><b>RAL9006</b></td><td><b>RAL9016</b></td><td><b>RAL7016</b></td></tr><tr><td>Signal black</td><td>White aluminium</td><td>Traffic white</td><td>Anthracite grey</td></tr><tr><td><b>RAL9007</b></td><td></td><td></td><td></td></tr><tr><td>Grey aluminium</td><td></td><td></td><td></td></tr></table>	<b>RAL9004</b>	<b>RAL9006</b>	<b>RAL9016</b>	<b>RAL7016</b>	Signal black	White aluminium	Traffic white	Anthracite grey	<b>RAL9007</b>				Grey aluminium			
<b>RAL9004</b>	<b>RAL9006</b>	<b>RAL9016</b>	<b>RAL7016</b>														
Signal black	White aluminium	Traffic white	Anthracite grey														
<b>RAL9007</b>																	
Grey aluminium																	
Gasket	Silicone rubber gasket																
Fasteners	PCS Polymer Coated Stainless Steel Hardware																
Ingress protection	IP67																
Impact resistance	IK09																
Corrosion resistance	5CE																











### Electrical description

Power supply	220-240V / 50-60 Hz
Driver / Ballast	Integral LED driver with DALI Interface
Energy efficiency	D (Light source)








### Additional information

Lifetime	Ta=25° L90B10 > 90000h
----------	------------------------

**Options**

Light distribution	Colour temperature	Nominal Watt
 [LM]	 3000K	30 W
 [LE]	 4000K	
 [LEE]	 2700K	
 [LB]		
 [LB/IW]		
 [LM/IW]		
 [LE/IW]		

## Configurations

Light distribution	Part ID	Light source	Rated lumens	Rated input power	CRI
	187-0537	LED-48/30W/2700K	2873.6 lm	30 W	80
	187-0025	LED-48/30W/3000K	2873.6 lm	30 W	80
	187-0042	LED-48/30W/4000K	2873.6 lm	30 W	80
[LB]					
	187-0586	LED-48/30W/2700K	1277.3 lm	30 W	80
	187-0496	LED-48/30W/3000K	1277.3 lm	30 W	80
	187-0497	LED-48/30W/4000K	1277.3 lm	30 W	80
[LB/IW]					
	187-0539	LED-48/30W/2700K	3151.9 lm	30 W	80
	187-0007	LED-48/30W/3000K	3151.9 lm	30 W	80
	187-0040	LED-48/30W/4000K	3151.9 lm	30 W	80
[LE]					
	187-0588	LED-48/30W/2700K	1670.5 lm	30 W	80
	187-0500	LED-48/30W/3000K	1670.5 lm	30 W	80
	187-0501	LED-48/30W/4000K	1670.5 lm	30 W	80
[LE/IW]					
	187-0540	LED-48/30W/2700K	3608.9 lm	30 W	80
	187-0011	LED-48/30W/3000K	3608.9 lm	30 W	80
	187-0041	LED-48/30W/4000K	3608.9 lm	30 W	80
[LEE]					
	187-0538	LED-48/30W/2700K	3210.6 lm	30 W	80
	187-0003	LED-48/30W/3000K	3210.6 lm	30 W	80
	187-0039	LED-48/30W/4000K	3210.6 lm	30 W	80
[LM]					
	187-0587	LED-48/30W/2700K	1603.2 lm	30 W	80
	187-0498	LED-48/30W/3000K	1603.2 lm	30 W	80
	187-0499	LED-48/30W/4000K	1603.2 lm	30 W	80
[LM/IW]					