

Description

IP67, Class I. IK09. Marine-grade, all aluminium construction. 5CE superior corrosion protection including PCS hardware. Silicone rubber gasket. PMMA main lens. Linear PMMA LED lens. 1.2 m connecting cable, UV stabilized, PVC free. Luminaire is factory sealed and does not need to be opened during installation and can be tilted up to 180°. Integral LED driver with DALI interface.

Separate LED driver on request.

Specifications

Material description

Body	Marine-grade, all-aluminium construction								
Lens	PMMA								
Colours	<table><tr><td>RAL9004 Signal black</td><td>RAL9006 White aluminium</td><td>RAL9016 Traffic white</td><td>RAL7016 Anthracite grey</td></tr><tr><td>RAL9007 Grey aluminium</td><td></td><td></td><td></td></tr></table>	RAL9004 Signal black	RAL9006 White aluminium	RAL9016 Traffic white	RAL7016 Anthracite grey	RAL9007 Grey aluminium			
RAL9004 Signal black	RAL9006 White aluminium	RAL9016 Traffic white	RAL7016 Anthracite grey						
RAL9007 Grey aluminium									
Gasket	Silicone rubber gasket								
Fasteners	PCS Polymer Coated Stainless Steel Hardware								
Ingress protection	IP67								
Impact resistance	IK09								
Corrosion resistance	5CE								











Electrical description

Power supply	220-240V / 50-60 Hz
Driver / Ballast	Integral LED driver with DALI Interface
Energy efficiency	D (Light source)








Additional information

Lifetime	Ta=25° L90B10 > 90000h
----------	------------------------

Options

Light distribution	Colour temperature	Nominal Watt
 [LM]	 3000K	30 W
 [LE]	 4000K	
 [LEE]	 2700K	
 [LB]		
 [LB/IW]		
 [LM/IW]		
 [LE/IW]		

Configurations

Light distribution	Part ID	Light source	Rated lumens	Rated input power	CRI
	187-0537	LED-48/30W/2700K	2873.6 lm	30 W	80
	187-0025	LED-48/30W/3000K	2873.6 lm	30 W	80
	187-0042	LED-48/30W/4000K	2873.6 lm	30 W	80
[LB]					
	187-0586	LED-48/30W/2700K	1277.3 lm	30 W	80
	187-0496	LED-48/30W/3000K	1277.3 lm	30 W	80
	187-0497	LED-48/30W/4000K	1277.3 lm	30 W	80
[LB/IW]					
	187-0539	LED-48/30W/2700K	3151.9 lm	30 W	80
	187-0007	LED-48/30W/3000K	3151.9 lm	30 W	80
	187-0040	LED-48/30W/4000K	3151.9 lm	30 W	80
[LE]					
	187-0588	LED-48/30W/2700K	1670.5 lm	30 W	80
	187-0500	LED-48/30W/3000K	1670.5 lm	30 W	80
	187-0501	LED-48/30W/4000K	1670.5 lm	30 W	80
[LE/IW]					
	187-0540	LED-48/30W/2700K	3608.9 lm	30 W	80
	187-0011	LED-48/30W/3000K	3608.9 lm	30 W	80
	187-0041	LED-48/30W/4000K	3608.9 lm	30 W	80
[LEE]					
	187-0538	LED-48/30W/2700K	3210.6 lm	30 W	80
	187-0003	LED-48/30W/3000K	3210.6 lm	30 W	80
	187-0039	LED-48/30W/4000K	3210.6 lm	30 W	80
[LM]					
	187-0587	LED-48/30W/2700K	1603.2 lm	30 W	80
	187-0498	LED-48/30W/3000K	1603.2 lm	30 W	80
	187-0499	LED-48/30W/4000K	1603.2 lm	30 W	80
[LM/IW]					