

Description

IP67, Class I. IK09. Marine-grade, all aluminium construction. 5CE superior corrosion protection including PCS hardware. Silicone rubber gasket. PMMA main lens. Linear PMMA LED lens. 1.2 m connecting cable, UV stabilized, PVC free. Luminaire is factory sealed and does not need to be opened during installation and can be tilted up to 180°. Integral LED driver with DALI interface.

Separate LED driver on request.

Specifications

Material description

Body	Marine-grade, all-aluminium construction			
Lens	PMMA			
Colours	RAL9004 Signal black	RAL9006 White aluminium	RAL9016 Traffic white	RAL7016 Anthracite grey
	RAL9007 Grey aluminium			
Gasket	Silicone rubber gasket			
Fasteners	PCS Polymer Coated Stainless Steel Hardware			
Ingress protection	IP67			
Impact resistance	IK09			
Corrosion resistance	5CE			

Electrical description








Power supply	220-240V / 50-60 Hz
Driver / Ballast	Integral LED driver with DALI Interface
Energy efficiency	D (Light source)

Additional information




Lifetime	Ta=25° L90B10 > 90000h
----------	------------------------

Options

Light distribution

	[LM] symmetric linear, medium beam
	[LE] symmetric linear, narrow beam
	[LB] symmetric linear, wide beam
	[LEE] symmetric linear, very narrow beam
	[LB/IW] symmetric linear, wide beam
	[LM/IW] symmetric linear, medium beam
	[LE/IW] symmetric linear, narrow beam


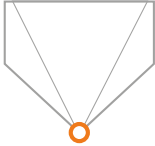



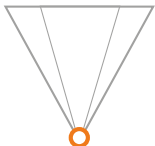
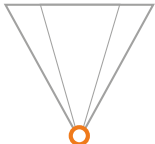
Colour temperature

	3000K
	4000K
	2700K

Nominal Watt

40 W

Configurations

Light distribution	Part ID	Light source	Rated lumens	Rated input power	CRI
	187-0541	LED-64/40W/2700K	3831.5 lm	40 W	80
	187-0026	LED-64/40W/3000K	3831.5 lm	40 W	80
	187-0046	LED-64/40W/4000K	3831.5 lm	40 W	80
[LB] symmetric linear, wide beam					
	187-0591	LED-64/40W/2700K	1703 lm	40 W	80
	187-0506	LED-64/40W/3000K	1703 lm	40 W	80
	187-0507	LED-64/40W/4000K	1703 lm	40 W	80
[LB/IW] symmetric linear, wide beam					
	187-0543	LED-64/40W/2700K	4202.5 lm	40 W	80
	187-0008	LED-64/40W/3000K	4202.5 lm	40 W	80
	187-0044	LED-64/40W/4000K	4202.5 lm	40 W	80
[LE] symmetric linear, narrow beam					
	187-0593	LED-64/40W/2700K	2227.4 lm	40 W	80
	187-0510	LED-64/40W/3000K	2227.4 lm	40 W	80
	187-0511	LED-64/40W/4000K	2227.4 lm	40 W	80
[LE/IW] symmetric linear, narrow beam					
	187-0544	LED-64/40W/2700K	4811.9 lm	40 W	80
	187-0012	LED-64/40W/3000K	4811.9 lm	40 W	80
	187-0045	LED-64/40W/4000K	4811.9 lm	40 W	80
[LEE] symmetric linear, very narrow beam					
	187-0542	LED-64/40W/2700K	4280.8 lm	40 W	80
	187-0004	LED-64/40W/3000K	4280.8 lm	40 W	80
	187-0043	LED-64/40W/4000K	4280.8 lm	40 W	80
[LM] symmetric linear, medium beam					
	187-0592	LED-64/40W/2700K	2137.6 lm	40 W	80
	187-0508	LED-64/40W/3000K	2137.6 lm	40 W	80
	187-0509	LED-64/40W/4000K	2137.6 lm	40 W	80
[LM/IW] symmetric linear, medium beam					