

Description

IP67, Class I. IK09. Marine-grade, all aluminium construction. 5CE superior corrosion protection including PCS hardware. Silicone rubber gasket. PMMA main lens. Linear PMMA LED lens. 1.2 m connecting cable, UV stabilized, PVC free. Luminaire is factory sealed and does not need to be opened during installation and can be tilted up to 180°. Integral LED driver with DALI interface.

Separate LED driver on request.

Specifications

Material description

Body	Marine-grade, all-aluminium construction																
Lens	PMMA																
Colours	<table><tr><td>RAL9004</td><td>RAL9006</td><td>RAL9016</td><td>RAL7016</td></tr><tr><td>Signal black</td><td>White aluminium</td><td>Traffic white</td><td>Anthracite grey</td></tr><tr><td>RAL9007</td><td></td><td></td><td></td></tr><tr><td>Grey aluminium</td><td></td><td></td><td></td></tr></table>	RAL9004	RAL9006	RAL9016	RAL7016	Signal black	White aluminium	Traffic white	Anthracite grey	RAL9007				Grey aluminium			
RAL9004	RAL9006	RAL9016	RAL7016														
Signal black	White aluminium	Traffic white	Anthracite grey														
RAL9007																	
Grey aluminium																	
Gasket	Silicone rubber gasket																
Fasteners	PCS Polymer Coated Stainless Steel Hardware																
Ingress protection	IP67																
Impact resistance	IK09																
Corrosion resistance	5CE																








Electrical description

Power supply	220-240V / 50-60 Hz
Driver / Ballast	Integral LED driver with DALI Interface
Energy efficiency	D (Light source)



Additional information

Lifetime	Ta=25° L90B10 > 90000h
----------	------------------------

Options**Light distribution**

	[LM] symmetric linear, medium beam
	[LE] symmetric linear, narrow beam
	[LB] symmetric linear, wide beam
	[LEE] symmetric linear, very narrow beam
	[LB/IW] symmetric linear, wide beam
	[LM/IW] symmetric linear, medium beam
	[LE/IW] symmetric linear, narrow beam


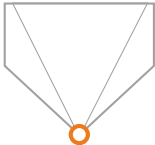



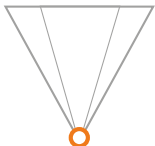
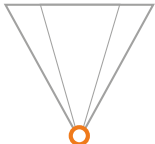
Colour temperature

	3000K
	4000K
	2700K

Nominal Watt

40 W

Configurations

Light distribution	Part ID	Light source	Rated lumens	Rated input power	CRI
	187-0541	LED-64/40W/2700K	3831.5 lm	40 W	80
	187-0026	LED-64/40W/3000K	3831.5 lm	40 W	80
	187-0046	LED-64/40W/4000K	3831.5 lm	40 W	80
[LB] symmetric linear, wide beam					
	187-0591	LED-64/40W/2700K	1703 lm	40 W	80
	187-0506	LED-64/40W/3000K	1703 lm	40 W	80
	187-0507	LED-64/40W/4000K	1703 lm	40 W	80
[LB/IW] symmetric linear, wide beam					
	187-0543	LED-64/40W/2700K	4202.5 lm	40 W	80
	187-0008	LED-64/40W/3000K	4202.5 lm	40 W	80
	187-0044	LED-64/40W/4000K	4202.5 lm	40 W	80
[LE] symmetric linear, narrow beam					
	187-0593	LED-64/40W/2700K	2227.4 lm	40 W	80
	187-0510	LED-64/40W/3000K	2227.4 lm	40 W	80
	187-0511	LED-64/40W/4000K	2227.4 lm	40 W	80
[LE/IW] symmetric linear, narrow beam					
	187-0544	LED-64/40W/2700K	4811.9 lm	40 W	80
	187-0012	LED-64/40W/3000K	4811.9 lm	40 W	80
	187-0045	LED-64/40W/4000K	4811.9 lm	40 W	80
[LEE] symmetric linear, very narrow beam					
	187-0542	LED-64/40W/2700K	4280.8 lm	40 W	80
	187-0004	LED-64/40W/3000K	4280.8 lm	40 W	80
	187-0043	LED-64/40W/4000K	4280.8 lm	40 W	80
[LM] symmetric linear, medium beam					
	187-0592	LED-64/40W/2700K	2137.6 lm	40 W	80
	187-0508	LED-64/40W/3000K	2137.6 lm	40 W	80
	187-0509	LED-64/40W/4000K	2137.6 lm	40 W	80
[LM/IW] symmetric linear, medium beam					