

### Description

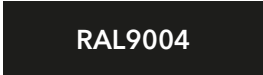


IP67, Class I. IK09. Marine-grade, all aluminium construction. 5CE superior corrosion protection + primer including PCS hardware. PMMA cover. Silicone rubber gasket. Linear PMMA LED lens. 1.2 m connecting cable, UV stabilized, PVC free. Luminaire is factory sealed and does not need to be opened during installation and can be tilted up to 180°. Integral LED driver with DALI interface.

Separate LED driver on request.

## Specifications

### Material description

---

Body	Marine-grade, all-aluminium construction		
Lens	PMMA		
Colours	 Signal black	 White aluminium	 Grey aluminium
Gasket	Silicone rubber gasket		
Fasteners	PCS Polymer Coated Stainless Steel Hardware (unpainted)		
Ingress protection	IP67		
Impact resistance	IK09		
Corrosion resistance	5CE+Primer		

---

### Electrical description

---

Power supply	230V / 50 Hz
Driver / Ballast	Integral LED driver with DALI Interface
Energy efficiency	The product is supplied with 10-year warranty. Please refer to the LED Warranty Statement located on <a href="http://www.we-ef.com">www.we-ef.com</a> for further details.

---

### Additional information

---

Lifetime	Ta=40° L90B10 > 90000h
----------	------------------------

---

**Options**

**Light distribution**

**Colour temperature**

**Nominal Watt**



[LM] symmetric linear, medium beam



3000K

50 W



[LE] symmetric linear, narrow beam



4000K



[LEE] symmetric linear, very narrow beam



2700K



[LB] symmetric linear, wide beam



[LB/IW] symmetric linear, wide beam


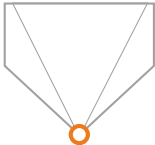



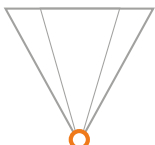
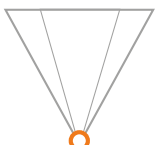


[LM/IW] symmetric linear, medium beam



[LE/IW] symmetric linear, narrow beam

## Configurations

Light distribution	Part ID	Light source	Rated lumens	Rated input power	CRI
	187-0545	LED-80/50W/2700K	4789.4 lm	50 W	80
	187-0027	LED-80/50W/3000K	4789.4 lm	50 W	80
	187-0047	LED-80/50W/4000K	4789.4 lm	50 W	80
[LB] symmetric linear, wide beam					
	187-0596	LED-80/50W/2700K	2128.8 lm	50 W	80
	187-0516	LED-80/50W/3000K	2128.8 lm	50 W	80
	187-0517	LED-80/50W/4000K	2128.8 lm	50 W	80
[LB/IW] symmetric linear, wide beam					
	187-0547	LED-80/50W/2700K	5253.2 lm	50 W	80
	187-0029	LED-80/50W/3000K	5253.2 lm	50 W	80
	187-0049	LED-80/50W/4000K	5253.2 lm	50 W	80
[LE] symmetric linear, narrow beam					
	187-0598	LED-80/50W/2700K	2784.2 lm	50 W	80
	187-0520	LED-80/50W/3000K	2784.2 lm	50 W	80
	187-0521	LED-80/50W/4000K	2784.2 lm	50 W	80
[LE/IW] symmetric linear, narrow beam					
	187-0548	LED-80/50W/2700K	6014.9 lm	50 W	80
	187-0030	LED-80/50W/3000K	6014.9 lm	50 W	80
	187-0050	LED-80/50W/4000K	6014.9 lm	50 W	80
[LEE] symmetric linear, very narrow beam					
	187-0546	LED-80/50W/2700K	5350.9 lm	50 W	80
	187-0028	LED-80/50W/3000K	5350.9 lm	50 W	80
	187-0048	LED-80/50W/4000K	5350.9 lm	50 W	80
[LM] symmetric linear, medium beam					
	187-0597	LED-80/50W/2700K	2672 lm	50 W	80
	187-0518	LED-80/50W/3000K	2672 lm	50 W	80
	187-0519	LED-80/50W/4000K	2672 lm	50 W	80
[LM/IW] symmetric linear, medium beam					