

Description

IP66/IP67. IK09. Marine-grade, all-aluminium construction. 5CE superior corrosion protection including PCS hardware. PMMA lens. Silicone rubber gaskets. 1.2 m of flexible PVC-free cable. Luminaire is factory-sealed and does not need to be opened during installation.

Integral EC electronic converter in thermally-separated compartment. Advanced thermal management protects LEDs while optimising lumens output. Removable LED boards for upgrading. DALI interface.

Specifications

Material description

Body	Marine-grade, all-aluminium construction			
Lens	PMMA lens			
Colours	RAL9004 Signal black	RAL9016 Traffic white	RAL7016 Anthracite grey	RAL9007 Grey aluminium
Gasket	Silicone rubber gaskets			
Fasteners	PCS hardware			
Ingress protection	IP67			
Impact resistance	IK09			
Corrosion resistance	5CE			

Electrical description

Power supply	220-240V / 50-60 Hz
Driver / Ballast	Integral electronic DALI converter in thermally-separated compartment
Energy efficiency	D (Light source)

Additional information

Lifetime	Ta=25° L90B10 > 90000h
----------	------------------------

Options

Light distribution

Colour temperature

Nominal Watt



[LM] symmetric linear, medium beam




3000K

50 W



[LE] symmetric linear, narrow beam



4000K



[LEE] symmetric linear, very narrow beam



2700K



[LB] symmetric linear, wide beam



[LB/IW] symmetric linear, wide beam


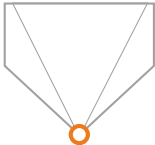



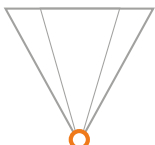
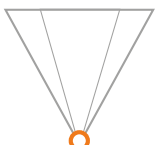


[LM/IW] symmetric linear, medium beam



[LE/IW] symmetric linear, narrow beam

Configurations

Light distribution	Part ID	Light source	Rated lumens	Rated input power	CRI
	187-0545	LED-80/50W/2700K	4789.4 lm	50 W	80
	187-0027	LED-80/50W/3000K	4789.4 lm	50 W	80
	187-0047	LED-80/50W/4000K	4789.4 lm	50 W	80
[LB] symmetric linear, wide beam					
	187-0596	LED-80/50W/2700K	2128.8 lm	50 W	80
	187-0516	LED-80/50W/3000K	2128.8 lm	50 W	80
	187-0517	LED-80/50W/4000K	2128.8 lm	50 W	80
[LB/IW] symmetric linear, wide beam					
	187-0547	LED-80/50W/2700K	5253.2 lm	50 W	80
	187-0029	LED-80/50W/3000K	5253.2 lm	50 W	80
	187-0049	LED-80/50W/4000K	5253.2 lm	50 W	80
[LE] symmetric linear, narrow beam					
	187-0598	LED-80/50W/2700K	2784.2 lm	50 W	80
	187-0520	LED-80/50W/3000K	2784.2 lm	50 W	80
	187-0521	LED-80/50W/4000K	2784.2 lm	50 W	80
[LE/IW] symmetric linear, narrow beam					
	187-0548	LED-80/50W/2700K	6014.9 lm	50 W	80
	187-0030	LED-80/50W/3000K	6014.9 lm	50 W	80
	187-0050	LED-80/50W/4000K	6014.9 lm	50 W	80
[LEE] symmetric linear, very narrow beam					
	187-0546	LED-80/50W/2700K	5350.9 lm	50 W	80
	187-0028	LED-80/50W/3000K	5350.9 lm	50 W	80
	187-0048	LED-80/50W/4000K	5350.9 lm	50 W	80
[LM] symmetric linear, medium beam					
	187-0597	LED-80/50W/2700K	2672 lm	50 W	80
	187-0518	LED-80/50W/3000K	2672 lm	50 W	80
	187-0519	LED-80/50W/4000K	2672 lm	50 W	80
[LM/IW] symmetric linear, medium beam					