

Description

IP66, Class I. Class II on request. IK07. Marine-grade, die-cast aluminium alloy. 5CE superior corrosion protection including PCS hardware. Silicone rubber gasket. Safety glass lens. Two cable entries. Integral EC electronic converter. CAD-optimised optics for superior illumination and glare control. OLC® One LED Concept. Factory installed LED circuit board. 1-10V or DALI interface on request.

Optional 2200 K version up to max. 1050mA available. To be specified at time of ordering.

Specifications

Material description

Body	Marine-grade die-cast aluminium alloy			
Lens	Safety glass lens			
Colours	RAL9004 Signal black	RAL9006 White aluminium	RAL9016 Traffic white	RAL7016 Anthracite grey
	RAL9007 Grey aluminium			
Gasket	Silicone rubber gasket			
Fasteners	PCS Polymer Coated Stainless Steel Hardware			
Ingress protection	IP66			
Impact resistance	IK07			
Corrosion resistance	5CE			

Electrical description








Power supply	220-240V / 50-60 Hz
Driver / Ballast	Standard. Optional DALI version available. To be specified at time of ordering.
Surge protection	1/2 kV
Energy efficiency	C-D (Light source)

Additional information

Lifetime	Ta=25° L90B10 > 90000h
----------	------------------------

Options

Light distribution

- 
[M] symmetric, medium beam
- 
[E] symmetric, narrow beam
- 
[A60] asymmetric, forward throw
- 
[E/A60] symmetric, narrow beam up and forward throw down
- 
[M/M] symmetric, medium beam up and down
- 
[E/M] symmetric, narrow beam up and medium beam down
- 
[E/E] symmetric, narrow beam up and down

Colour temperature



3000K



4000K



2700K

Nominal Watt





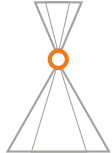
6 W


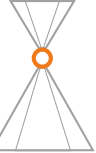
12 W

9 W

13 W

Configurations

Light distribution	Part ID	Light source	Rated lumens	Rated input power	CRI
 <p>[A60] asymmetric, forward throw</p>	131-9522	LED-3/6W/2700K	242.6 lm	6 W	80
	131-9502	LED-3/6W/3000K	260.6 lm	6 W	80
	131-9506	LED-3/6W/4000K	278.5 lm	6 W	80
	131-9944	LED-3/9W/2700K	368.4 lm	9 W	80
	131-0202	LED-3/9W/3000K	386.4 lm	9 W	80
	131-0203	LED-3/9W/4000K	404.3 lm	9 W	80
	131-9947	LED-3/13W/2700K	467.2 lm	13 W	80
	131-0209	LED-3/13W/4000K	516.7 lm	13 W	80
 <p>[E] symmetric, narrow beam</p>	131-9524	LED-3/6W/2700K	611.6 lm	6 W	80
	131-9504	LED-3/6W/3000K	656.9 lm	6 W	80
	131-9508	LED-3/6W/4000K	702.2 lm	6 W	80
	131-9946	LED-3/9W/2700K	928.7 lm	9 W	80
	131-0200	LED-3/9W/3000K	974 lm	9 W	80
	131-0201	LED-3/9W/4000K	1019.3 lm	9 W	80
	131-9949	LED-3/13W/2700K	1177.9 lm	13 W	80
	131-0206	LED-3/13W/3000K	1245.8 lm	13 W	80
	131-0206	LED-3/13W/3000K	1245.8 lm	13 W	80
	131-0207	LED-3/13W/4000K	1302.5 lm	13 W	80
 <p>[E/A60] symmetric, narrow beam up and forward throw down</p>	131-9526	LED-3/12W/2700K	854.5 lm	12 W	80
	131-9518	LED-3/12W/3000K	917.8 lm	12 W	80
	131-9512	LED-3/12W/4000K	981.1 lm	12 W	80
 <p>[E/E] symmetric, narrow beam up and down</p>	131-9529	LED-3/12W/2700K	1223.6 lm	12 W	80
	131-9515	LED-3/12W/3000K	1314.2 lm	12 W	80
	131-9521	LED-3/12W/4000K	1404.8 lm	12 W	80
 <p>[E/M] symmetric, narrow beam up and medium beam down</p>	131-9528	LED-3/12W/2700K	1157.9 lm	12 W	80
	131-9514	LED-3/12W/3000K	1243.7 lm	12 W	80
	131-9520	LED-3/12W/4000K	1329.4 lm	12 W	80

Light distribution	Part ID	Light source	Rated lumens	Rated input power	CRI
 [M] symmetric, medium beam	131-9523	LED-3/6W/2700K	546 lm	6 W	80
	131-9503	LED-3/6W/3000K	586.5 lm	6 W	80
	131-9507	LED-3/6W/4000K	626.9 lm	6 W	80
	131-9945	LED-3/9W/2700K	829.1 lm	9 W	80
	131-0198	LED-3/9W/3000K	869.6 lm	9 W	80
	131-0199	LED-3/9W/4000K	910 lm	9 W	80
	131-9948	LED-3/13W/2700K	1051.6 lm	13 W	80
	131-0204	LED-3/13W/3000K	1112.2 lm	13 W	80
	131-0205	LED-3/13W/4000K	1162.8 lm	13 W	80
	 [M/M] symmetric, medium beam up and down	131-9527	LED-3/12W/2700K	1092.2 lm	12 W
131-9513		LED-3/12W/3000K	1173.1 lm	12 W	80
131-9519		LED-3/12W/4000K	1254 lm	12 W	80