

Description

IP66. Class I. IK07. Marine-grade, die-cast aluminium alloy. 5CE superior corrosion protection + primer including PCS hardware. Safety glass lens. Silicone rubber gasket. Luminaire is factory-sealed and does not need to be opened during installation.

Integral EC electronic converter. Advanced thermal management protects LEDs while optimising lumens output. CAD-optimised optics for superior illumination and glare control. OLC® One LED Concept. Two cable entries.

Luminaire can be mounted for up or down lighting. Optional 2200 K version up to max. 1050mA available. To be specified at time of ordering.

Specifications

Material description

Body	Marine-grade die-cast aluminium alloy		
Lens	Safety glass lens		
Colours	RAL9004 Signal black	RAL9006 White aluminium	RAL9007 Grey aluminium
Gasket	Silicone rubber gasket		
Fasteners	PCS Polymer Coated Stainless Steel Hardware (unpainted)		
Ingress protection	IP66		
Impact resistance	IK07		
Corrosion resistance	5CE+Primer		

Electrical description










Power supply	230V / 50 Hz
Driver / Ballast	Integral EC electronic converter
Surge protection	1/2 kV
Energy efficiency	The product is supplied with 10-year warranty. Please refer to the LED Warranty Statement located on www.we-ef.com for further details.

Additional information

Lifetime	Ta=40° L90B10 > 90000h
----------	------------------------

Options

Light distribution


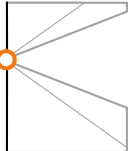

- 
[M] symmetric, medium beam
- 
[E/E] symmetric, narrow beam up and down
- 
[M/M] symmetric, medium beam up and down
- 
[E] symmetric, narrow beam
- 
[A60] asymmetric, forward throw
- 
[M/A60] symmetric, medium beam up and forward throw down
- 
[E/A60] symmetric, narrow beam up and forward throw down
- 
[E/M] symmetric, narrow beam up and medium beam down
- 
[A60/A60] asymmetric, forward throw

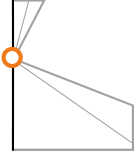
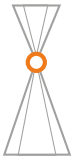
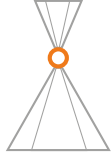

Colour temperature

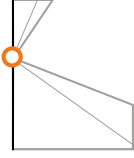
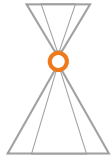
Nominal Watt

	3000K	12 W
		24 W
	4000K	18 W
		36 W
	2700K	26 W
		52 W

Configurations

Light distribution	Part ID	Light source	Rated lumens	Rated input power	CRI
 <p>[A60] asymmetric, forward throw</p>	131-9332	LED-6/12W/2700K	794 lm	12 W	80
	131-9152	LED-6/12W/3000K	852.9 lm	12 W	80
	131-9156	LED-6/12W/4000K	911.7 lm	12 W	80
	131-9364	LED-6/18W/2700K	1205.8 lm	18 W	80
	131-0214	LED-6/18W/3000K	1264.6 lm	18 W	80
	131-9850	LED-6/18W/3000K	1264.6 lm	18 W	80
	131-0215	LED-6/18W/4000K	1323.4 lm	18 W	80
	131-9853	LED-6/18W/4000K	1323.4 lm	18 W	80
	131-9367	LED-6/26W/2700K	1529.2 lm	26 W	80
	131-0220	LED-6/26W/3000K	1617.5 lm	26 W	80
	131-9856	LED-6/26W/3000K	1617.5 lm	26 W	80
	131-0221	LED-6/26W/4000K	1691 lm	26 W	80
	131-9859	LED-6/26W/4000K	1691 lm	26 W	80
 <p>[A60/A60] asymmetric, forward throw</p>	131-9380	LED-6/24W/2700K	1588.1 lm	24 W	80
	131-9176	LED-6/24W/3000K	1705.7 lm	24 W	80
	131-9177	LED-6/24W/4000K	1823.4 lm	24 W	80
	131-9381	LED-6/36W/2700K	2411.6 lm	36 W	80
	131-9383	LED-6/36W/3000K	2529.2 lm	36 W	80
	131-9385	LED-6/36W/4000K	2646.8 lm	36 W	80
	131-9382	LED-6/52W/2700K	3058.6 lm	52 W	80
	131-9384	LED-6/52W/3000K	3235 lm	52 W	80
	131-9386	LED-6/52W/4000K	3382.1 lm	52 W	80
	 <p>[E] symmetric, narrow beam</p>	131-9334	LED-6/12W/2700K	1223.2 lm	12 W
131-9154		LED-6/12W/3000K	1313.8 lm	12 W	80
131-9158		LED-6/12W/4000K	1404.4 lm	12 W	80
131-9366		LED-6/18W/2700K	1857.4 lm	18 W	80
131-0212		LED-6/18W/3000K	1948 lm	18 W	80
131-9852		LED-6/18W/3000K	1948 lm	18 W	80
131-0213		LED-6/18W/4000K	2038.6 lm	18 W	80
131-9855		LED-6/18W/4000K	2038.6 lm	18 W	80
131-9369		LED-6/26W/2700K	2355.8 lm	26 W	80
131-0218		LED-6/26W/3000K	2491.7 lm	26 W	80
131-9858		LED-6/26W/3000K	2491.7 lm	26 W	80
131-0219		LED-6/26W/4000K	2604.9 lm	26 W	80

Light distribution	Part ID	Light source	Rated lumens	Rated input power	CRI
 <p>[E/A60] symmetric, narrow beam up and forward throw down</p>	131-9861	LED-6/26W/4000K	2604.9 lm	26 W	80
	131-9336	LED-6/24W/2700K	2017.7 lm	24 W	80
	131-9162	LED-6/24W/3000K	2167.2 lm	24 W	80
	131-9168	LED-6/24W/4000K	2316.6 lm	24 W	80
	131-9925	LED-6/36W/3000K	3213.4 lm	36 W	80
	131-9930	LED-6/36W/4000K	3362.8 lm	36 W	80
	131-9935	LED-6/52W/3000K	4110.1 lm	52 W	80
	131-9940	LED-6/52W/4000K	4297 lm	52 W	80
 <p>[E/E] symmetric, narrow beam up and down</p>	131-9339	LED-6/24W/2700K	2447.1 lm	24 W	80
	131-9165	LED-6/24W/3000K	2628.4 lm	24 W	80
	131-9171	LED-6/24W/4000K	2809.6 lm	24 W	80
	131-9928	LED-6/36W/3000K	3897.2 lm	36 W	80
	131-9933	LED-6/36W/4000K	4078.5 lm	36 W	80
	131-9938	LED-6/52W/3000K	4984.8 lm	52 W	80
 <p>[E/M] symmetric, narrow beam up and medium beam down</p>	131-9164	LED-6/24W/3000K	2487.3 lm	24 W	80
	131-9170	LED-6/24W/4000K	2658.8 lm	24 W	80
	131-9927	LED-6/36W/3000K	3688.1 lm	36 W	80
	131-9932	LED-6/36W/4000K	3859.6 lm	36 W	80
	131-9937	LED-6/52W/3000K	4717.3 lm	52 W	80
	131-9942	LED-6/52W/4000K	4931.7 lm	52 W	80
 <p>[M] symmetric, medium beam</p>	131-9333	LED-6/12W/2700K	1092 lm	12 W	80
	131-9153	LED-6/12W/3000K	1172.9 lm	12 W	80
	131-9157	LED-6/12W/4000K	1253.8 lm	12 W	80
	131-9365	LED-6/18W/2700K	1658.3 lm	18 W	80
	131-0210	LED-6/18W/3000K	1739.1 lm	18 W	80
	131-9851	LED-6/18W/3000K	1739.1 lm	18 W	80
	131-0211	LED-6/18W/4000K	1820 lm	18 W	80
	131-9854	LED-6/18W/4000K	1820 lm	18 W	80
	131-9368	LED-6/26W/2700K	2103.2 lm	26 W	80
	131-0216	LED-6/26W/3000K	2224.5 lm	26 W	80
	131-9857	LED-6/26W/3000K	2224.5 lm	26 W	80
	131-0217	LED-6/26W/4000K	2325.6 lm	26 W	80
	131-9860	LED-6/26W/4000K	2325.6 lm	26 W	80
	131-9335	LED-6/24W/2700K	1886.4 lm	24 W	80
	131-9161	LED-6/24W/3000K	2026.1 lm	24 W	80
131-9167	LED-6/24W/4000K	2165.8 lm	24 W	80	

Light distribution	Part ID	Light source	Rated lumens	Rated input power	CRI
 <p>[M/A60] symmetric, medium beam up and forward throw down</p>	131-9370	LED-6/36W/2700K	2864.5 lm	36 W	80
	131-9924	LED-6/36W/3000K	3004.2 lm	36 W	80
	131-9929	LED-6/36W/4000K	3144 lm	36 W	80
	131-9375	LED-6/52W/2700K	3633 lm	52 W	80
	131-9934	LED-6/52W/3000K	3842.6 lm	52 W	80
	131-9939	LED-6/52W/4000K	4017.3 lm	52 W	80
	 <p>[M/M] symmetric, medium beam up and down</p>	131-9337	LED-6/24W/2700K	2184.4 lm	24 W
131-9338		LED-6/24W/2700K	2184.4 lm	24 W	80
131-9163		LED-6/24W/3000K	2346.2 lm	24 W	80
131-9169		LED-6/24W/4000K	2508.1 lm	24 W	80
131-9926		LED-6/36W/3000K	3478.9 lm	36 W	80
131-9931		LED-6/36W/4000K	3640.7 lm	36 W	80
131-9936		LED-6/52W/3000K	4449.8 lm	52 W	80
131-9941		LED-6/52W/4000K	4652 lm	52 W	80