

Description

IP66, Class I. Class II on request. IK07. Marine-grade, die-cast aluminium alloy. 5CE superior corrosion protection including PCS hardware. Silicone rubber gasket. Safety glass lens. Two cable entries. Integral EC electronic converter. CAD-optimised optics for superior illumination and glare control. OLC® One LED Concept. Factory installed LED circuit board. 1-10V or DALI interface on request.

Optional 2200 K version up to max. 1050mA available. To be specified at time of ordering.

Specifications

Material description

Body	Marine-grade die-cast aluminium alloy			
Lens	Safety glass lens			
Colours	RAL9004 Signal black	RAL9006 White aluminium	RAL9016 Traffic white	RAL7016 Anthracite grey
	RAL9007 Grey aluminium			
Gasket	Silicone rubber gasket			
Fasteners	PCS Polymer Coated Stainless Steel Hardware			
Ingress protection	IP66			
Impact resistance	IK07			
Corrosion resistance	5CE			

Electrical description

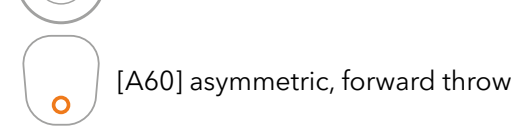
Power supply	220-240V / 50-60 Hz
Driver / Ballast	Integral EC electronic converter
Surge protection	1/2 kV
Energy efficiency	C-D (Light source)

Additional information

Lifetime	Ta=25° L90B10 > 90000h
----------	------------------------

Options

Light distribution



Colour temperature



Nominal Watt



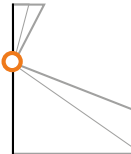

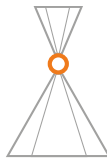
12 W


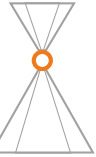
24 W

18 W

26 W

Configurations

Light distribution	Part ID	Light source	Rated lumens	Rated input power	CRI
 [A60] asymmetric, forward throw	131-9332	LED-6/12W/2700K	794 lm	12 W	80
	131-9152	LED-6/12W/3000K	852.9 lm	12 W	80
	131-9156	LED-6/12W/4000K	911.7 lm	12 W	80
	131-9364	LED-6/18W/2700K	1205.8 lm	18 W	80
	131-0214	LED-6/18W/3000K	1264.6 lm	18 W	80
	131-0215	LED-6/18W/4000K	1323.4 lm	18 W	80
	131-9367	LED-6/26W/2700K	1529.2 lm	26 W	80
	131-0220	LED-6/26W/3000K	1617.5 lm	26 W	80
	131-0221	LED-6/26W/4000K	1691 lm	26 W	80
	 [E]	131-9334	LED-6/12W/2700K	1223.2 lm	12 W
131-9154		LED-6/12W/3000K	1313.8 lm	12 W	80
131-9158		LED-6/12W/4000K	1404.4 lm	12 W	80
131-9366		LED-6/18W/2700K	1857.4 lm	18 W	80
131-0212		LED-6/18W/3000K	1948 lm	18 W	80
131-0213		LED-6/18W/4000K	2038.6 lm	18 W	80
131-9369		LED-6/26W/2700K	2355.8 lm	26 W	80
131-0218		LED-6/26W/3000K	2491.7 lm	26 W	80
131-0219		LED-6/26W/4000K	2604.9 lm	26 W	80
 [E/A60]		131-9336	LED-6/24W/2700K	2017.7 lm	24 W
	131-9162	LED-6/24W/3000K	2167.2 lm	24 W	80
	131-9168	LED-6/24W/4000K	2316.6 lm	24 W	80
 [E/E]	131-9339	LED-6/24W/2700K	2447.1 lm	24 W	80
	131-9165	LED-6/24W/3000K	2628.4 lm	24 W	80
	131-9171	LED-6/24W/4000K	2809.6 lm	24 W	80
 [E/M]	131-9164	LED-6/24W/3000K	2487.3 lm	24 W	80
	131-9170	LED-6/24W/4000K	2658.8 lm	24 W	80
	131-9333	LED-6/12W/2700K	1092 lm	12 W	80
	131-9153	LED-6/12W/3000K	1172.9 lm	12 W	80
	131-9157	LED-6/12W/4000K	1253.8 lm	12 W	80

Light distribution	Part ID	Light source	Rated lumens	Rated input power	CRI
 [M]	131-9365	LED-6/18W/2700K	1658.3 lm	18 W	80
	131-0210	LED-6/18W/3000K	1739.1 lm	18 W	80
	131-0211	LED-6/18W/4000K	1820 lm	18 W	80
	131-9368	LED-6/26W/2700K	2103.2 lm	26 W	80
	131-0216	LED-6/26W/3000K	2224.5 lm	26 W	80
	131-0217	LED-6/26W/4000K	2325.6 lm	26 W	80
	 [M/M]	131-9337	LED-6/24W/2700K	2184.4 lm	24 W
131-9338		LED-6/24W/2700K	2184.4 lm	24 W	80
131-9163		LED-6/24W/3000K	2346.2 lm	24 W	80
131-9169		LED-6/24W/4000K	2508.1 lm	24 W	80