

#### Description

IP66, Class I. IK09. Marine-grade, die-cast aluminium alloy. 5CE superior corrosion protection including PCS hardware. PMMA main lens. Silicone CCG® Controlled Compression Gasket. Luminaire is factory-sealed and does not need to be opened during installation.

Integral electronic converter with DALI interface in thermally separated compartment. CAD-optimised indirect optics for superior illumination and glare control. Factory installed LED circuit board.

Including 0.5 m cable with a cable connector.

## Specifications

### Material description

|                    |                                |                                  |                                   |                                 |
|--------------------|--------------------------------|----------------------------------|-----------------------------------|---------------------------------|
| Colours            | <b>RAL9004</b><br>Signal black | <b>RAL9007</b><br>Grey aluminium | <b>RAL7016</b><br>Anthracite grey | <b>RAL9016</b><br>Traffic white |
| Ingress protection | IP66                           |                                  |                                   |                                 |
| Impact resistance  | IK09                           |                                  |                                   |                                 |

### Electrical description




|                   |  |
|-------------------|--|
| Power supply      | 220-240V / 50-60 Hz  |
| Driver / Ballast  | Integral electronic converter with DALI interface in thermally separated compartment |
| Surge protection  | 6/6 kV (optional SP10)   |
| Energy efficiency | C-D (Light source)   |

### Additional information




|          |                        |
|----------|------------------------|
| Windage  | 0.130 m <sup>2</sup>   |
| Lifetime | Ta=25° L70B50 > 50000h |

**Options**

**Light distribution**

- 
[C50] controlled symmetric distribution
- 
[C60] symmetric distribution
- 
[R50] rectangular




**Colour temperature**

- 
2700K
- 
3000K
- 
4000K

**Nominal Watt**

- 12 W
- 17 W
- 24 W
- 37 W

## Configurations

| Light distribution  | Part ID  | Light source    | Rated lumens    | Rated input power | CRI  |    |
|---|--|-----------------|-----------------|-------------------|------|----|
|  <p>[C50] controlled symmetric distribution</p> | 115-1646   | LED-1/12W/2700K | 1456.5 lm       | 12 W              | 80   |    |
|   | 115-1647   | LED-1/12W/3000K | 1555.1 lm       | 12 W              | 80   |    |
|   | 115-1648   | LED-1/12W/4000K | 1638.5 lm       | 12 W              | 80   |    |
|   | 115-1649   | LED-1/17W/2700K | 2226.4 lm       | 17 W              | 80   |    |
|   | 115-1650   | LED-1/17W/3000K | 2328.8 lm       | 17 W              | 80   |    |
|   | 115-1651   | LED-1/17W/4000K | 2427.4 lm       | 17 W              | 80   |    |
|   | 115-1652   | LED-1/24W/2700K | 3072.2 lm       | 24 W              | 80   |    |
|   | 115-1653   | LED-1/24W/3000K | 3201.2 lm       | 24 W              | 80   |    |
|   | 115-1654   | LED-1/24W/4000K | 3337.7 lm       | 24 W              | 80   |    |
|   |  <p>[C60] symmetric distribution</p> | 115-1658        | LED-1/12W/2700K | 1274.6 lm         | 12 W | 80 |
| 115-1659  |  | LED-1/12W/3000K | 1360.9 lm       | 12 W              | 80   |    |
| 115-1660  |  | LED-1/12W/4000K | 1433.9 lm       | 12 W              | 80   |    |
| 115-1661  |  | LED-1/17W/2700K | 1948.4 lm       | 17 W              | 80   |    |
| 115-1662  |  | LED-1/17W/3000K | 2038 lm         | 17 W              | 80   |    |
| 115-1663  |  | LED-1/17W/4000K | 2124.3 lm       | 17 W              | 80   |    |
| 115-1664  |  | LED-1/24W/2700K | 2688.6 lm       | 24 W              | 80   |    |
| 115-1665  |  | LED-1/24W/3000K | 2801.4 lm       | 24 W              | 80   |    |
| 115-1666  |  | LED-1/24W/4000K | 2920.9 lm       | 24 W              | 80   |    |
|  <p>[R50] rectangular</p>                     |  | 115-1881        | LED-1/12W/2700K | 1468 lm           | 12 W | 80 |
|   |  | 115-1879        | LED-1/12W/3000K | 1567.4 lm         | 12 W | 80 |
|   |  | 115-1880        | LED-1/12W/4000K | 1651.5 lm         | 12 W | 80 |
|   | 115-1974   | LED-1/17W/2700K | 2244.1 lm       | 17 W              | 80   |    |
|   | 115-1975   | LED-1/17W/3000K | 2347.3 lm       | 17 W              | 80   |    |
|   | 115-1976   | LED-1/17W/4000K | 2446.7 lm       | 17 W              | 80   |    |
|   | 115-1884   | LED-1/24W/2700K | 3096.6 lm       | 24 W              | 80   |    |
|   | 115-1882   | LED-1/24W/3000K | 3226.6 lm       | 24 W              | 80   |    |
|   | 115-1883   | LED-1/24W/4000K | 3364.2 lm       | 24 W              | 80   |    |
|   | 115-2082   | LED-1/37W/2700K | 4698.4 lm       | 37 W              | 80   |    |
|   | 115-2080   | LED-1/37W/3000K | 4839.8 lm       | 37 W              | 80   |    |
|   | 115-2081   | LED-1/37W/4000K | 5118.9 lm       | 37 W              | 80   |    |