

Description

IP66, Class I. Class II on request. IK07. Marine-grade, die-cast aluminium alloy. 5CE superior corrosion protection including PCS hardware. Silicone rubber gasket. UV-resistant polycarbonate main lens (open at the bottom). The luminaire is factory sealed and does not need to be opened during installation. Integral EC converter, thermally separated. Factory installed LED circuit board. Removable LED boards for upgrading. CAD-optimised indirect optics for superior illumination and glare control.

Optional 2200 K version available. To be specified at time of ordering.

Specifications

Material description

Colours	RAL9004 Signal black	RAL9007 Grey aluminium	RAL7016 Anthracite grey	RAL9016 Traffic white
Ingress protection	IP66			
Impact resistance	IK07			







Electrical description

Power supply	220-240V / 50-60 Hz
Surge protection	6/6 kV (optional SP10)
Energy efficiency	C-D (Light source)



Additional information

Windage	0.090 m ²
Lifetime	Ta=25° L70B50 > 50000h

Options

Light distribution	Colour temperature	Nominal Watt
 [C55]	 2700K	24 W
	 3000K	37 W
 [R50]	 3000K	
	 4000K	

Configurations

Light distribution	Part ID	Light source	Rated lumens	Rated input power	CRI
 [C55]	115-1622	LED-1/24W/2700K	3229 lm	24 W	80
	115-1623	LED-1/24W/3000K	3364.5 lm	24 W	80
	115-1624	LED-1/24W/4000K	3508 lm	24 W	80
	115-1625	LED-1/37W/2700K	4887.3 lm	37 W	80
	115-1626	LED-1/37W/3000K	5086.7 lm	37 W	80
	115-1627	LED-1/37W/4000K	5337.8 lm	37 W	80
	 [R50]	115-1628	LED-1/24W/2700K	3531.2 lm	24 W
115-1629		LED-1/24W/3000K	3679.5 lm	24 W	80
115-1630		LED-1/24W/4000K	3836.4 lm	24 W	80
115-1631		LED-1/37W/2700K	5344.8 lm	37 W	80
115-1632		LED-1/37W/3000K	5562.8 lm	37 W	80
115-1633		LED-1/37W/4000K	5837.4 lm	37 W	80