

Description

IP66. Class I. IK09. Marine-grade, die-cast aluminium alloy. 5CE superior corrosion protection include PCS hardware. PMMA lens. Silicone CCG® Controlled Compression Gasket. Luminaire is factory-sealed and does not need to be opened during installation.

Integral electronic converter with DALI interface in thermally separated compartment. Advanced thermal management protects LEDs while optimising lumens output. Removable LED boards for upgrading. CAD-optimised optics for superior illumination and glare control.

Including 0.5 m cable with a cable connector.

Recommended mounting height 3.0 - 6.0 m.

Specifications

Material description





Body	Marine-grade, die-cast aluminium alloy			
Lens	PMMA lens			
Colours	RAL9004 Signal black	RAL9016 Traffic white	RAL7016 Anthracite grey	RAL9007 Grey aluminium
Fasteners	PCS hardware			
Ingress protection	IP66			
Impact resistance	IK09			
Corrosion resistance	5CE			

Electrical description

Power supply	220-240V / 50-60 Hz
Driver / Ballast	Integral electronic converter with DALI interface in thermally separated compartment
Surge protection	6/6 kV (optional SP10)
Energy efficiency	C-D (Light source)

Additional information

Windage	0.104 m ²
Lifetime	Ta=25° L70B50 > 50000h

Options**Light distribution** [C60] symmetric distribution [C50] controlled symmetric distribution [R50] rectangular**Colour temperature** 3000K 4000K 2700K**Nominal Watt**




24 W

12 W

37 W

17 W

Configurations

Light distribution	Part ID	Light source	Rated lumens	Rated input power	CRI
 <p>[C50] controlled symmetric distribution</p>	115-1582	LED-1/12W/2700K	1590.4 lm	12 W	80
	115-1531	LED-1/12W/3000K	1698 lm	12 W	80
	115-1532	LED-1/12W/4000K	1789.1 lm	12 W	80
	115-1583	LED-1/24W/2700K	3354.7 lm	24 W	80
	115-1535	LED-1/24W/3000K	3495.5 lm	24 W	80
	115-1536	LED-1/24W/4000K	3644.6 lm	24 W	80
 <p>[C60] symmetric distribution</p>	115-1585	LED-1/12W/2700K	1187.4 lm	12 W	80
	115-1343	LED-1/12W/3000K	1267.8 lm	12 W	80
	115-1344	LED-1/12W/4000K	1335.8 lm	12 W	80
	115-1586	LED-1/24W/2700K	2504.7 lm	24 W	80
	115-1241	LED-1/24W/3000K	2609.8 lm	24 W	80
	115-1242	LED-1/24W/4000K	2721.1 lm	24 W	80
 <p>[R50] rectangular</p>	115-1854	LED-1/12W/2700K	1478.2 lm	12 W	80
	115-1841	LED-1/12W/3000K	1578.2 lm	12 W	80
	115-1853	LED-1/12W/4000K	1662.9 lm	12 W	80
	115-2076	LED-1/17W/2700K	2259.6 lm	17 W	80
	115-2074	LED-1/17W/3000K	2363.5 lm	17 W	80
	115-2075	LED-1/17W/4000K	2463.6 lm	17 W	80
	115-1857	LED-1/24W/2700K	3118 lm	24 W	80
	115-1855	LED-1/24W/3000K	3248.9 lm	24 W	80
	115-1856	LED-1/24W/4000K	3387.4 lm	24 W	80
	115-1860	LED-1/37W/2700K	4730.9 lm	37 W	80
	115-1858	LED-1/37W/3000K	4873.3 lm	37 W	80
	115-1859	LED-1/37W/4000K	5154.3 lm	37 W	80