

Description

IP66, Class I. Class II on request. IK09. Marine-grade, die-cast aluminium alloy. 5CE superior corrosion protection including PCS hardware. Silicone CCG® Controlled Compression Gasket. PMMA main lens. Integral EC electronic converter in thermally separated compartment. CAD-optimised indirect optics for superior illumination and glare control. Factory installed LED circuit board. The luminaire is factory-sealed and does not need to be opened during installation.

Specifications

Material description




Body	Marine-grade, die-cast aluminium alloy			
Colours	RAL9004 Signal black	RAL9006 White aluminium	RAL9016 Traffic white	RAL7016 Anthracite grey
	RAL9007 Grey aluminium			
Gasket	Silicone CCG® Controlled Compression Gasket			
Fasteners	PCS Polymer Coated Stainless Steel Hardware			
Ingress protection	IP66			
Impact resistance	IK09			
Corrosion resistance	5CE			

Electrical description

Power supply	220-240V / 50-60 Hz
Driver / Ballast	Integral EC electronic converter in thermally-separated compartment
Surge protection	6/6 kV (optional SP10)
Energy efficiency	C-D (Light source)

Additional information

Windage	0.133 m ²
Lifetime	Ta=25° L70B50 > 50000h

Options**Light distribution** [C60] symmetric distribution [C50] controlled symmetric distribution [R50] rectangular**Colour temperature** 3000K 4000K 2700K**Nominal Watt**




24 W

37 W

12 W

17 W

Configurations

Light distribution	Part ID	Light source	Rated lumens	Rated input power	CRI
 <p>[C50] controlled symmetric distribution</p>	115-1587	LED-1/12W/2700K	1645 lm	12 W	80
	115-1539	LED-1/12W/3000K	1756.3 lm	12 W	80
	115-1540	LED-1/12W/4000K	1850.6 lm	12 W	80
	115-1588	LED-1/24W/2700K	3469.8 lm	24 W	80
	115-1541	LED-1/24W/3000K	3615.5 lm	24 W	80
	115-1542	LED-1/24W/4000K	3769.7 lm	24 W	80
	115-1589	LED-1/37W/2700K	5264.7 lm	37 W	80
	115-1543	LED-1/37W/3000K	5423.2 lm	37 W	80
	115-1544	LED-1/37W/4000K	5735.9 lm	37 W	80
	 <p>[C60] symmetric distribution</p>	115-1590	LED-1/12W/2700K	1219.9 lm	12 W
115-1341		LED-1/12W/3000K	1302.5 lm	12 W	80
115-1342		LED-1/12W/4000K	1372.4 lm	12 W	80
115-1529		LED-1/24W/2700K	2573.2 lm	24 W	80
115-1243		LED-1/24W/3000K	2681.2 lm	24 W	80
115-1244		LED-1/24W/4000K	2795.5 lm	24 W	80
115-1619		LED-1/37W/2700K	3904.2 lm	37 W	80
115-1245		LED-1/37W/3000K	4021.8 lm	37 W	80
115-1246		LED-1/37W/4000K	4253.7 lm	37 W	80
 <p>[R50] rectangular</p>		115-1862	LED-1/12W/2700K	1451.1 lm	12 W
	115-1842	LED-1/12W/3000K	1549.3 lm	12 W	80
	115-1861	LED-1/12W/4000K	1632.4 lm	12 W	80
	115-2079	LED-1/17W/2700K	2218.2 lm	17 W	80
	115-2077	LED-1/17W/3000K	2320.2 lm	17 W	80
	115-2078	LED-1/17W/4000K	2418.4 lm	17 W	80
	115-1865	LED-1/24W/2700K	3060.8 lm	24 W	80
	115-1863	LED-1/24W/3000K	3189.3 lm	24 W	80
	115-1864	LED-1/24W/4000K	3325.3 lm	24 W	80
	115-1868	LED-1/37W/2700K	4644.1 lm	37 W	80
	115-1866	LED-1/37W/3000K	4784 lm	37 W	80
	115-1867	LED-1/37W/4000K	5059.8 lm	37 W	80