

Description

IP66, Class I. IK08. Marine-grade, die-cast aluminium alloy. 5CE superior corrosion protection + primer including PCS hardware. Silicone CCG® Controlled Compression Gasket. PMMA main lens. The luminaire is factory sealed and does not need to be opened during installation. Integral EC converter. Factory installed LED circuit board. Removable LED boards for upgrading. CAD-optimised indirect optics for superior illumination and glare control.

Specifications

Material description




Body	Marine-grade, die-cast aluminium alloy		
Lens	PMMA		
Colours	RAL9004	RAL9006	RAL9007
	Signal black	White aluminium	Grey aluminium
Gasket	Silicone CCG® Controlled Compression Gasket		
Fasteners	PCS Polymer Coated Stainless Steel Hardware (unpainted)		
Ingress protection	IP66		
Impact resistance	IK08		
Corrosion resistance	5CE+Primer		

Electrical description

Power supply	230V / 50 Hz
Driver / Ballast	Integral EC electronic converter
Surge protection	In-pole surge protection SP10 device supplied. Please refer to WE-EF installation instructions for details. Use suffix +A for Integral surge protection.
Energy efficiency	The product is supplied with 10-year warranty. Please refer to the LED Warranty Statement located on www.we-ef.com for further details.

Additional information




Windage	0.177 m ²
Lifetime	Ta=40° L70B50 > 50000h

Options**Light distribution** [C60] symmetric distribution [C50] controlled symmetric distribution [R50] rectangular**Colour temperature** 4000K 3000K 2700K**Nominal Watt**

24 W

37 W

Configurations

Light distribution	Part ID	Light source	Rated lumens	Rated input power	CRI
 <p>[C50] controlled symmetric distribution</p>	115-1595	LED-1/24W/2700K	3210.8 lm	24 W	80
	115-1549	LED-1/24W/3000K	3345.5 lm	24 W	80
	115-1550	LED-1/24W/4000K	3488.2 lm	24 W	80
	115-1596	LED-1/37W/2700K	4871.6 lm	37 W	80
	115-1551	LED-1/37W/3000K	5018.3 lm	37 W	80
	115-1552	LED-1/37W/4000K	5307.7 lm	37 W	80
 <p>[C60] symmetric distribution</p>	115-1597	LED-1/24W/2700K	3267.2 lm	24 W	80
	115-1353	LED-1/24W/3000K	3404.4 lm	24 W	80
	115-1354	LED-1/24W/4000K	3549.6 lm	24 W	80
	115-1598	LED-1/37W/2700K	4957.3 lm	37 W	80
	115-1355	LED-1/37W/3000K	5106.6 lm	37 W	80
	115-1356	LED-1/37W/4000K	5401 lm	37 W	80
 <p>[R50] rectangular</p>	115-1875	LED-1/24W/2700K	3212.7 lm	24 W	80
	115-1844	LED-1/24W/3000K	3347.6 lm	24 W	80
	115-1874	LED-1/24W/4000K	3490.3 lm	24 W	80
	115-1878	LED-1/37W/2700K	4874.6 lm	37 W	80
	115-1876	LED-1/37W/3000K	5021.3 lm	37 W	80
	115-1877	LED-1/37W/4000K	5310.9 lm	37 W	80