

Description

IP66, Class I. Class II on request. IK08. Marine-grade, die-cast aluminium alloy. 5CE superior corrosion protection including PCS hardware. Silicone CCG® Controlled Compression Gasket. PMMA main lens. The luminaire is factory sealed and does not need to be opened during installation. Integral EC converter. Factory installed LED circuit board. Removable LED boards for upgrading. CAD-optimised indirect optics for superior illumination and glare control.

Specifications

Material description

Body	Marine-grade, die-cast aluminium alloy			
Lens	PMMA			
Colours	RAL9004 Signal black	RAL9006 White aluminium	RAL9016 Traffic white	RAL7016 Anthracite grey
	RAL9007 Grey aluminium			
Gasket	Silicone CCG® Controlled Compression Gasket			
Fasteners	PCS Polymer Coated Stainless Steel Hardware			
Ingress protection	IP66			
Impact resistance	IK08			
Corrosion resistance	5CE			







Electrical description

Power supply	220-240V / 50-60 Hz
Driver / Ballast	Integral EC electronic converter
Surge protection	6/6 kV (optional SP10)
Energy efficiency	C-D (Light source)




Additional information

Windage	0.177 m ²
Lifetime	Ta=25° L70B50 > 50000h

Options

Light distribution	Colour temperature	Nominal Watt
 [C60]	 4000K	24 W 37 W
 [C50]	 3000K	
 [R50]	 2700K	

Configurations

Light distribution	Part ID	Light source	Rated lumens	Rated input power	CRI
 [C50]	115-1595	LED-1/24W/2700K	3210.8 lm	24 W	80
	115-1549	LED-1/24W/3000K	3345.5 lm	24 W	80
	115-1550	LED-1/24W/4000K	3488.2 lm	24 W	80
	115-1596	LED-1/37W/2700K	4871.6 lm	37 W	80
	115-1551	LED-1/37W/3000K	5018.3 lm	37 W	80
	115-1552	LED-1/37W/4000K	5307.7 lm	37 W	80
 [C60]	115-1597	LED-1/24W/2700K	3267.2 lm	24 W	80
	115-1353	LED-1/24W/3000K	3404.4 lm	24 W	80
	115-1354	LED-1/24W/4000K	3549.6 lm	24 W	80
	115-1598	LED-1/37W/2700K	4957.3 lm	37 W	80
	115-1355	LED-1/37W/3000K	5106.6 lm	37 W	80
	115-1356	LED-1/37W/4000K	5401 lm	37 W	80
 [R50]	115-1875	LED-1/24W/2700K	3212.7 lm	24 W	80
	115-1844	LED-1/24W/3000K	3347.6 lm	24 W	80
	115-1874	LED-1/24W/4000K	3490.3 lm	24 W	80
	115-1878	LED-1/37W/2700K	4874.6 lm	37 W	80
	115-1876	LED-1/37W/3000K	5021.3 lm	37 W	80
	115-1877	LED-1/37W/4000K	5310.9 lm	37 W	80