

Description

IP66, Class I. Class II on request. IK10. Marine-grade, all aluminium construction. 5CE superior corrosion protection including PCS hardware. Silicone CCG® Controlled Compression Gasket. Polycarbonate main lens. Integral EC electronic converter in thermally-separated compartment. CAD-optimised indirect optics for superior illumination and glare control. Factory installed LED circuit board. Pre-wired post complete with cable connecting box and fuse for mains connection.

Optional Eco Step Dim® Motion version available. To be specified at time of ordering.

Supplied as a complete luminaire (luminaire head and standpipe). Please note: The standpipe height must be entered for the photometric calculation.

Specifications

Material description

Body	Marine-grade, all-aluminium construction																
Lens	Polycarbonate lens																
Colours	<table><tr><td>RAL9004</td><td>RAL9006</td><td>RAL9016</td><td>RAL7016</td></tr><tr><td>Signal black</td><td>White aluminium</td><td>Traffic white</td><td>Anthracite grey</td></tr><tr><td>RAL9007</td><td></td><td></td><td></td></tr><tr><td>Grey aluminium</td><td></td><td></td><td></td></tr></table>	RAL9004	RAL9006	RAL9016	RAL7016	Signal black	White aluminium	Traffic white	Anthracite grey	RAL9007				Grey aluminium			
RAL9004	RAL9006	RAL9016	RAL7016														
Signal black	White aluminium	Traffic white	Anthracite grey														
RAL9007																	
Grey aluminium																	
Fasteners	PCS Polymer Coated Stainless Steel Hardware																
Ingress protection	IP66																
Impact resistance	IK10																
Corrosion resistance	5CE																





Electrical description

Power supply	220-240V / 50-60 Hz
Driver / Ballast	Standard. Optional DALI version available. To be specified at time of ordering.
Surge protection	10/10kV (SP10)
Energy efficiency	D-E (Light source)

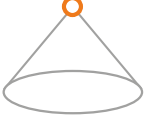
Additional information

Lifetime	Ta=25° L70B50 > 50000h
----------	------------------------

Options

Light distribution	Colour temperature	Nominal Watt
 [C60]	 3000K	17 W
	 4000K	12 W
	 2700K	

Configurations

Light distribution	Part ID	Light source	Rated lumens	Rated input power	CRI
 [C60]	117-0320	LED-1/12W/2700K	710.6 lm	12 W	80
	117-0223	LED-1/12W/3000K	758.7 lm	12 W	80
	117-0224	LED-1/12W/4000K	799.4 lm	12 W	80
	117-0321	LED-1/17W/2700K	1086.2 lm	17 W	80
	117-0201	LED-1/17W/3000K	1136.2 lm	17 W	80
	117-0202	LED-1/17W/4000K	1184.3 lm	17 W	80